

OSF 1000 FC HE

FibreDrain® oil smoke collector for continuous operation.



The Nederman OSF (Oil Smoke Filter) is designed to handle large amounts of oil smoke during continuous operation. They are engineered for high efficiency filtration coupled with lower maintenance costs.



The OSF 1000 HE has an internal, radial fan wheel and three-stage filtration, as standard. The first two stages consist of a filter cassettes with Nederman's FibreDrain® technology. The third stage is a class H13 HEPA filter with a 99.95% efficiency for MPPS, per EN1822. All tower-style OMF units are designed to accept an optional pre-filter. Nederman offers a wide selection of filters to fit a range of different applications.

- Three (3) filter stages
- Gauges for reading of pressure drop over each filter stage
- Compact design
- Two (2) Ø200mm inlet locations, one blanked using clamp ring connection.
- Push button start/stop with integral overload protection.












Product name	OSF 1000 FC HE
Standard	2009/125/EC
Volume (for shipping) (ft³)	60.74
Noise level (dB(A))	50 Hz: 65 dB(A) @1,5 m from service side 60 Hz: 67 dB(A) @1,5 m from service side
Protection class	IP55
Filter efficiency (%)	99,95
Installation	Indoor
Material	Sheet metal, painted inside and outside.
Filter cleaning method	Self-Draining
Working pressure (in. wg)	10.0" (External)
Capacity (max airflow cfm)	589
Operating Temperature	104° F, internal fan.
No of phases	3
Number of filter elements	3
Note	



OSF 1000 FC HE

Image	Description	Power Voltage (V)	Frequency (Hz)	Amperage (A)	Colour	Weight (lbs)	Power (Hp)	Model
	OSF 1000 FC, Inlet Right or Back ø 200 mm clamp ring, Drain 1" Female	230/400	50	4,2 / 2,4	NCS-S 1005 B20G	441	1.5 HP (1.1 Kw)	12400005
	OSF 1000 FC, Inlet Left or Back ø 200 mm clamp ring, Drain 1" Female	230/400	50	4,2 / 2,4	NCS-S 1005 B20G	441	1.5 HP (1.1 Kw)	12400196
		460	60	4.2	NCS-S 1005 B20G	460	1.5 HP	12401197

OSF 1000 FC HE

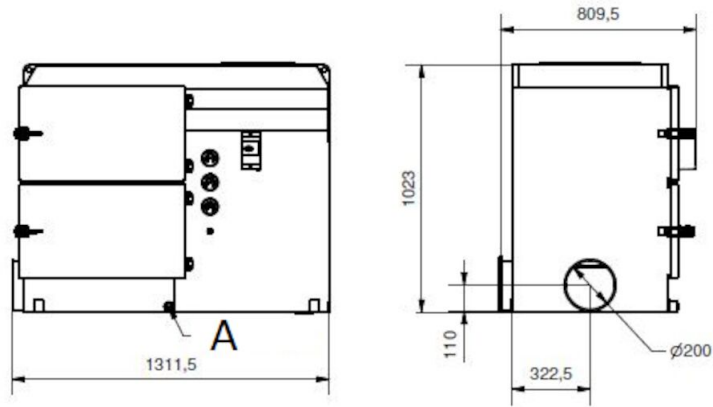
	Accessory	Part No
	Drain pump box, 50 Hz	12400054*
	Drain container with piping	12400764**
	FibreDrain Filter 1 OSF; 600x600x292 mm	12400006
	FibreDrain Filter 2 OSF; 600x600x292 mm	12400007
	HEPA Filter H13; 610x610x150 mm	12400852
	High capacity HEPA-filter kit for FC	12400984
	Outlet connection OSF 1000FC / OMF 2000FC - HEPA 610x610x292mm	12400726
	Outlet connection OSF 1000FC / OMF 2000FC - HEPA 610x610x150mm	12400959
	Drain pump box, 50 Hz, 10 litre/min at 10m, including controller	12401330
	Drain pump box, 60 Hz, 10 litre/min at 5m, excluding controller	12401329***
	Frequency inverter with 2 kPa pressure sensor. 1,5kW	73008913

*Drain connection must be elevated min 200 mm from pump box support level

**Drain connection must be elevated min 420mm from container support level

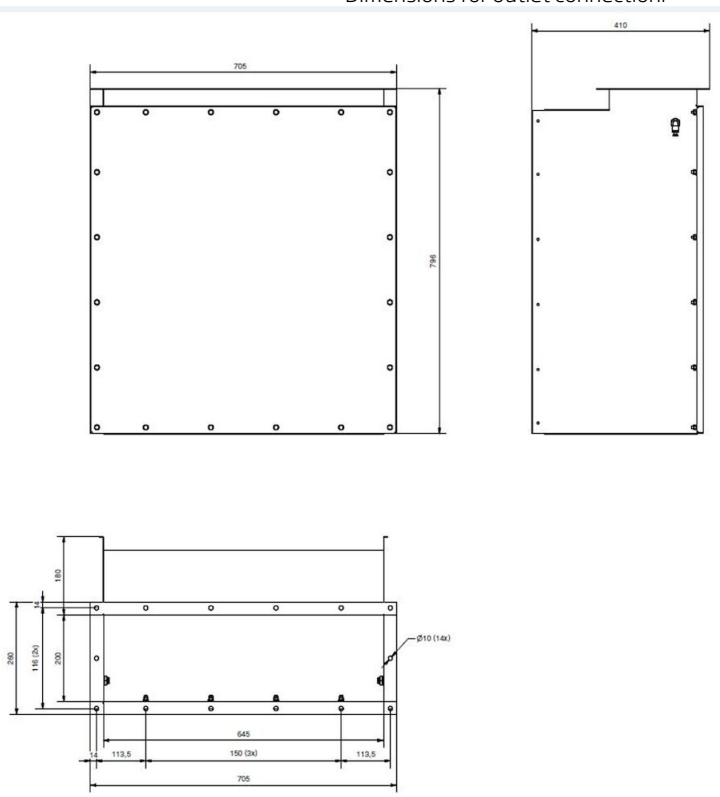
***Controller available on request.

OSF 1000 FC HE



A) Drain stud (x2)

Dimensions for outlet connection:



OSF 1000 FC HE

Dimensions for outlet connection:

